

ILLUSION SCHOOL HOUSE

Description:

Acrylic shade pendant in school house shapes available in various sizes.

Shade Sizes Available:

- IL-SH-A: 9 3/8" H x 11 3/4" W
- IL-SH-B: 9 3/8" H x 13 1/4" W
- IL-SH-C: 9 3/8" W x 15 1/4" W
- IL-SH-D: 9 3/8" H x 17 1/2" W
- IL-SH-E: 18" H x 24" W

Illumination:

LED system available in 3000K, 3500K, 4000K

Driver:

Universal 120-277 V input with 0-10 V dimming

Driver Location:

In surface mounted canopy

Supports:

Stem set consisting of (3) 12" stems and (1) 8" stem to be used in conjunction or individually to achieve desired height. Additional stems and wiring available on request.

Listing:

UL listed indoor

Fabrication:

Illusions are fabricated in the US.

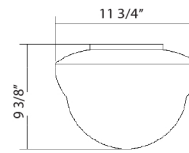
Component Replacement:

Field replaceable

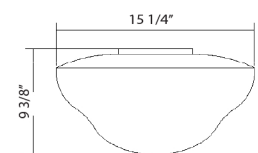


Available Sizes:

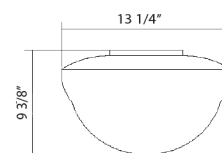
9 3/8" x 11 3/4"



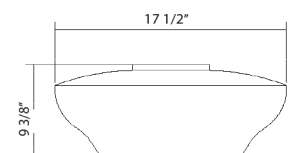
9 3/8" x 15 1/4"



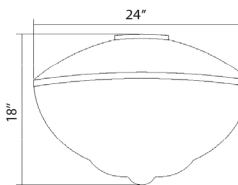
9 3/8" x 13 1/4"



9 3/8" x 17 1/2"



18" x 24"



FINISH OPTIONS



Powder Coated Black



Brushed Nickel



Powder Coated Bronze

Powder Coated Gloss White

| Model | Finish | LED System | Color Temperature | Delivered Lumens 4000k | Wattage |
|---------|--------|------------|-------------------|------------------------|---------|
| IL-SH-A | BLK | LPPD4-300 | 3000k | 1100 | 8 |
| IL-SH-B | WHT | LPPD4-450 | 3500k | 1420 | 12 |
| IL-SH-C | BZ | LPPD4-600 | 4000k | 1855 | 16 |
| IL-SH-D | BN | LPPD4-750 | | 2255 | 20 |
| IL-SH-E | | LPPD4-900 | | 2612 | 24 |