

CELIA

Description:

Ring pendant in combination of powder coated steel and white acrylic. This single piece construction provides a uniform and omnidirectional illumination. Supported with laser cut 2" wide sheet metal on the top and bottom ends of the fixture, inner and outer acrylic lenses protrude outward to illuminate the inner sides as well as outer sides of the ring. Celia body width is 3.25" .

Sizes available:

CEL-36: 36" W x 2 7/8" H

CEL-48: 48" W x 2 7/8" H

CEL-60: 60" W x 2 7/8" H

Illumination:

Flexible LED sheeting available in 3000K, 3500K, 4000K 90 CRI

Drivers:

Universal 120-277 V input with 0-10 V dimming

Driver Location:

CSF: Surface mounted in canopy

RM: Remotely located above ceiling

Lens:

Formed white acrylic

Metal Frame:

Powder coated steel

Finish:

AA: Powder coated anodized aluminum

BZ: Powder coated bronze

WHT: Powder Coated gloss white

BLK: Powder coated satin black

Supports:

(4) 8 ft long stainless steel aircraft cables

Listing:

UL listed indoor

Electronic Warranty:

Electronic manufacturer's 5 year limited

Fabrication:

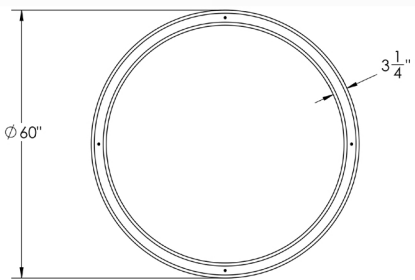
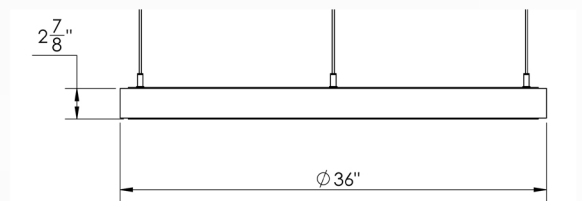
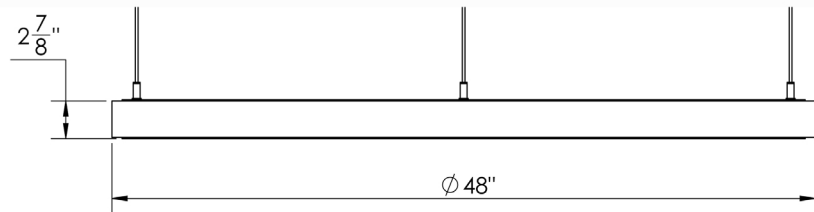
Celia is manufactured in the U.S.

IES files:

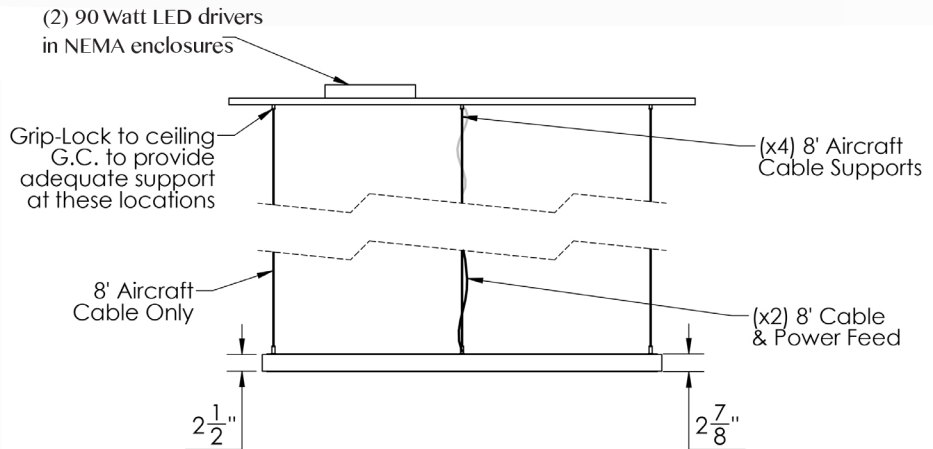
Available on request



CEL-60-AA-RM



60" top view



60" side view with remote drivers

Model	Width	Finish	Color	Driver	Delivered	Wattage
			Temp		Lumens	
CEL-36	36"	AA	3000	CSF	6317	70
CEL-48	48"	BZ	3500	RM	8652	100
CEL-60	60"	BLK	4000		10946	118
		WHT				